


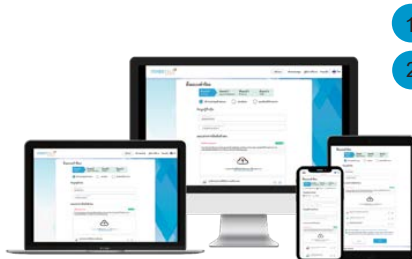
Attachment 6

Guidelines for attending of Electronic Meeting by Inventech Connect

Shareholders and proxies wishing to attend the meeting can proceed according to the procedure for submitting the request form to attend the meeting via electronic media as follows:

Step for requesting Username & Password from via E-Request system before the Meeting

1. The Shareholders must submit a request to attend the meeting by Electronic Means via Web Browser at <https://serv.inventech.co.th/WHAUP102864R/#/homepage> or scan QR Code  and follow the steps as shown in the picture



\*\* Merge user accounts, please using the same email and phone number \*\*

- 1 Click link URL or scan QR Code in the letter notice Annual General Meeting
- 2 Choose type request for request form to 4 step
  - Step 1 Fill in the information of shareholder and proxy including required documents
  - Step 2 Fill in the information for verify
  - Step 3 Verify via OTP
  - Step 4 Successful transaction, the system will display information again to verify the exactitude of the information
- 3 Please wait for an email information detail of meeting and Password

2. For Shareholders who would like to attend the Meeting either through the Electronic Means by yourself or proxies, please note that the electronic registration will be available from **9 April 2024 at 8:30 a.m. and shall be closed on 18 April 2024 until the meeting adjourned**. The shareholders are requested to submit the proxy form and required documents to the Company (Corporate Secretary Office) by 12 April 2024.

3. The electronic conference system will be available on 18 April 2024 at 12:00 p.m. (2 hours before the opening of the meeting). Shareholders or proxies shall use the provided Username and Password and follow the instruction manual to access the system.

Appointment of Proxy to the Company's Independent Directors

For Shareholders who authorize one of the Company's Independent Directors to attend and vote on his or her behalf, please submit the proxy form and required documents shall be delivered to the Company by 12 April 2024.

Corporate Secretary Office,  
 WHA Utilities and Power Public Company Limited  
 No. 777 WHA TOWER, 22nd Floor, Unit 2203-2205, Moo 13, Debaratna Road  
 (Bangna-Trad) KM.7, Bang Kaeo, Bang Phli, Samut Prakarn 10540, Thailand

In addition, the Company make the Electronic Proxy available for shareholders as the other alternative. In case of electronic proxy, shareholders still have to deliver the proxy form with required documents to the Company.

If you have any problems with the software, please contact Inventech Call Center

Tel: +662-931-9136

Line: @inventechconnect

The system available during 9 – 18 April 2024 at 08.30 a.m. – 05.30 p.m. or unit the meeting adjourned (Specifically excludes holidays and public holidays)



Report a problem  
 @inventechconnect

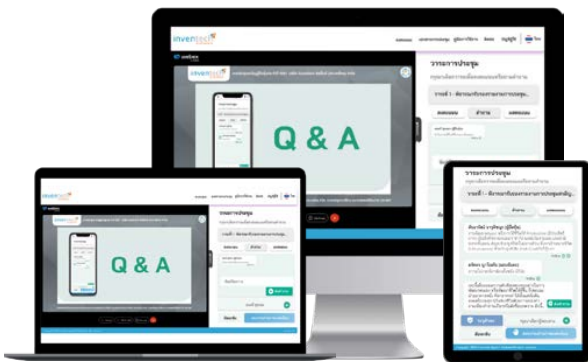
Step for registration for attending the meeting (E-Register) and Step for voting process (E-Voting)

- 1 Get email and password that you received from your email or request OTP
- 2 Click on "Register" button, the system has already registered and counted as a quorum.
- 3 Click on "Join Attendance", Then click on "Join Meeting" button
- 4 Select which agenda that you want to vote
- 5 Click on "Vote" button
- 6 Click the voting button as you choose
- 7 The system will display status your latest vote



To cancel the last vote, please press the button "Cancel latest vote (This means that your most recent vote will be equal to not voting, or your vote will be determined by the agenda result) Shareholders can conduct a review of the votes on an agenda basis. When the voting results for that agenda are closed.

Step to ask questions via InvenTech Connect



- Select which agenda
- Click on "Question" button
- 1 Ask the question
  - Type the question then click "Send"
- 2 Ask the question via video
  - Click on "Conference"
  - Click on "OK" for confirm your queue
  - Please wait for the queue for you then your can open microphone and camera

Noted: The Company arranges the inquiry via type the question first. If the typed question is not clear, the Company will allow shareholders to ask the questions via video. The inquiry is under the management of the Company's staff for tidiness.

How to use InvenTech Connect



User Manual E-Request



User Manual E-Voting



Video of using InvenTech Connect

Noted: Operation of the electronic conferencing system and InvenTech Connect systems. Check internet of shareholder or proxy include equipment and/or program that can use for best performance. Please use equipment and/or program as the follows to use systems.

1. Internet speed requirements
  - High-Definition Video: Must be have internet speed at 2.5 Mbps (Speed internet that recommend).
  - High Quality Video: Must be have internet speed at 1.0 Mbps.
  - Standard Quality Video: Must be have internet speed at 0.5 Mbps.
2. Equipment requirements.
  - Smartphone/Tablet that use IOS or android OS.
  - PC/Laptop that use Windows or Mac OS.
3. Requirement Browser Chrome (Recommend) / Safari / Microsoft Edge \*\* The system does not supported internet explorer.

